

Welcome to Kindergarten!



Kindergarten Readiness Skills

Listed below, are skills that would be helpful for students entering Kindergarten to have:

Most Important Skills:

- Student is able to follow 2 step directions
- Student is able to sustain attention for 5-10 minutes
- Student is able to write his/her name, using a capital letter at the beginning and lowercase letters for the rest

Preferred Skills:

- Student can hold scissors and a pencil correctly
- Student can count to 10
- Student knows basic shapes (circle, square, triangle, rectangle)
- Student has knowledge of letters and sounds of the alphabet
- Student has been read to and has experience with books
- Student has some understanding of basic concepts of print (can hold a book & turn pages correctly, understands that we read left to right, top to bottom)
- Student can identify the beginning sound of a word

Before School Starts

Please Work With Your Child On

- Saying his or her first AND last name.
- Write their first name or attempt to.
- Tell an adult if something is wrong.
- Tell an adult when they need help.
- Take care of basic needs on own (restroom, tissues.)
- Read often. (You read to them, they pretend read.)
- Sing or recite nursery rhymes.
- Use scissors and glue.
- Follow two step directions.
- Sing the alphabet.
- Tie their shoes on their own.
- Count to 10.
- Take turns and share.
- Know their phone number
- Know their teacher's name.



Thank You!

What We Learn In Kindergarten

One thing is for sure, kindergarten is not what it used to be! The days of naps and unstructured play are long gone! Listed below is the skills your child will learn based on national standards and the concepts are pretty much the same no matter what standards your state uses!

Reading	Math
<ul style="list-style-type: none"> • Understand features of print: left to right, top to bottom • ID the parts of a book • Name and write upper and lower case letters and sounds • Rhyme identification and production • Break words into syllables • Isolate & substitute beginning, middle, and ending sounds in words • Long and short vowel sounds • Read high frequency words • Read emergent level text for purpose and understanding • Answer questions about and retell stories • ID character, setting, and major events in a story • ID author and illustrators roles • Compare stories • Spell simple words phonetically • Write a variety of stories ranging from research papers to personal narratives • Write multiple sentences with proper spacing, capitalization, punctuation and meaningful content • Recognize appropriate uses for nouns and verbs and use singular and plural correctly • Use inflections and affixes correctly (-ed, -ing, un-, -pre-, etc.) 	<ul style="list-style-type: none"> • Count to 100 by ones and tens • Count on from a given number • Write numbers 0-30 • Represent a number of objects with a written number & count to answer how many • Understand counting means one more and represent that with numbers and objects • ID if a group of object is greater than, less than, or equal to another group • Addition and subtraction word problems within 10 • Take apart numbers to 10 in more than one way • Find the number to make 10 when given a number • Add and subtract fluently within 10 • Put together and take apart numbers up to 19 (18=8+10) • Understand the concept of tens & ones • Describe/compare/contrast measurable features of objects • Put objects into categories and sort those categories by count • Name shapes no matter the orientation • Use terms of position: below, beside, etc • ID 2 and 3 dimensional shapes • Use language to describe shapes similarities and differences (corners, vertices, sides, etc) • Create & model shapes in environment and in other shapes

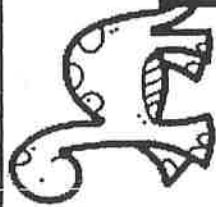
This is the meat of what we will be working on this year. You can do a Google search for kindergarten standards in your state to find a full listing and with all subject areas!




Aa



Cc



Dd



Ee



Ff




Gg



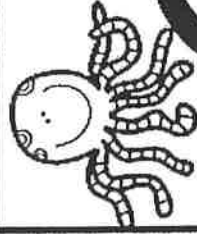
Hh



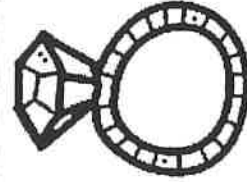
Ii




Ll



Oo



Rr



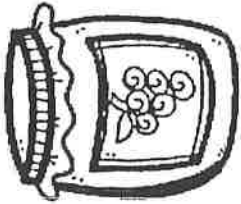
Kk



Nn




Qq



Jj



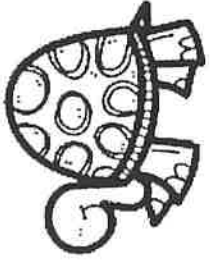
Mm



Pp




Ss



Tt



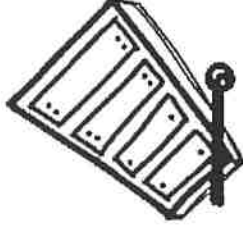
Uu



Vv



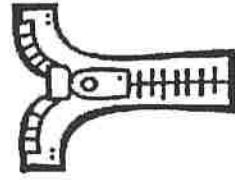
Ww



Xx




Yy



Zz

Write your child's name below and have them copy it. See if they can do it on their own. Make sure the first letter is uppercase and the rest are lowercase.



The page contains ten sets of handwriting practice lines. Each set consists of three horizontal lines: a solid top line, a dashed middle line, and a solid bottom line. These lines are spaced evenly down the page to provide a guide for letter height and placement.

Practice cutting along the lines and remember "thumbs up" when holding your scissors.

